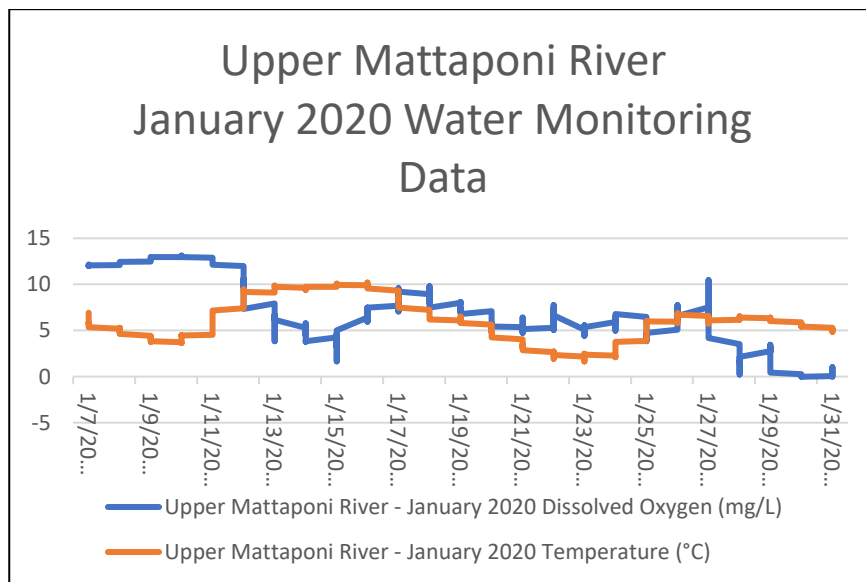


Mattaponi River 2020 Data

Upper Mattaponi

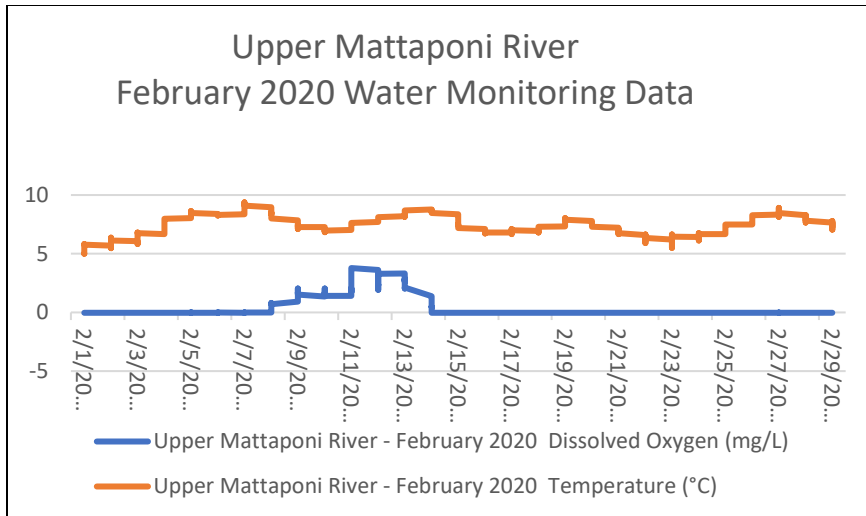
January 2020 monitoring data (295 dissolved oxygen and temperature readings) logged dissolved oxygen levels ranging from -0.03 mg/L to 13.13 mg/L with an average of 6.68 mg/L. Water temperature ranged from 1.64 °C (34.95°F) to 10.2 °C (50.36°F) with an average of 6.0 °C (42.80°F).

January 2020	Dissolved Oxygen	Temperature
Recorded Samples	295	295
Maximum	13.13 mg/L	10.2 C
Minimum	-0.03 mg/L	1.64 C
Average	6.68 mg/L	6.0 °C



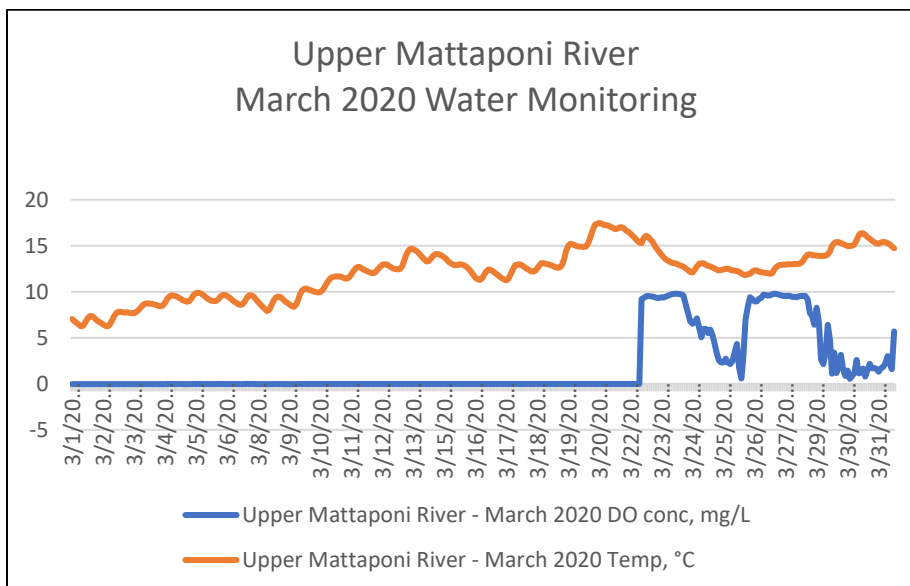
February 2020 monitoring data (348 dissolved oxygen and temperature readings) logged dissolved oxygen levels ranging from -0.02 mg/L to 3.78 mg/L with an average of .38 mg/L. Water temperature ranged from 5.0°C (41.0°F) to 9.38°C (48.88°F) with an average of 7.37°C (42.27°F).

February 2019	Dissolved Oxygen	Temperature
Recorded Samples	348	348
Maximum	3.78 mg/L	9.38 C
Minimum	-0.02 mg/L	5 C
Average	0.38 mg/L	7.37 C



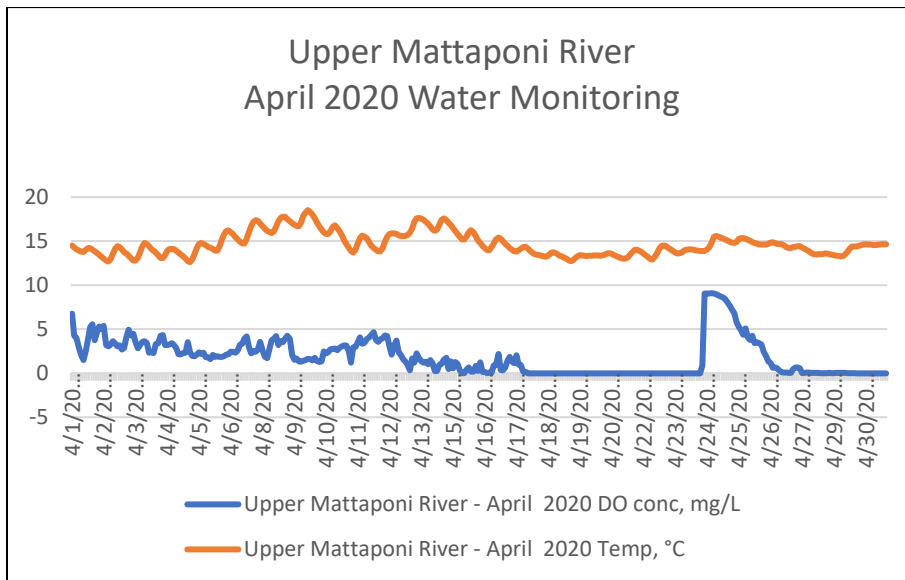
March 2020 monitoring data (372 dissolved oxygen and temperature readings) logged dissolved oxygen levels ranging from -0.03 mg/L to 9.9 mg/L with an average of 1.84 mg/L. Water temperature ranged from 2.24°C (36.03°F) to 17.48°C (63.46°F) with an average of 12.01°C (57.62°F).

March 2020	Dissolved Oxygen	Temperature
Recorded Samples	372	372
Maximum	9.9 mg/L	17.48°C
Minimum	-0.03 mg/L	2.24°C
Average	1.84 mg/L	12.01°C



April 2020 monitoring data (360 dissolved oxygen and temperature readings) logged dissolved oxygen levels ranging from -0.02 mg/L to 9.09 mg/L with an average of 1.85 mg/L. Water temperature ranged from 12.62°C (54.72°F) to 18.52°C (65.34°F) with an average of 14.66°C (58.39°F).

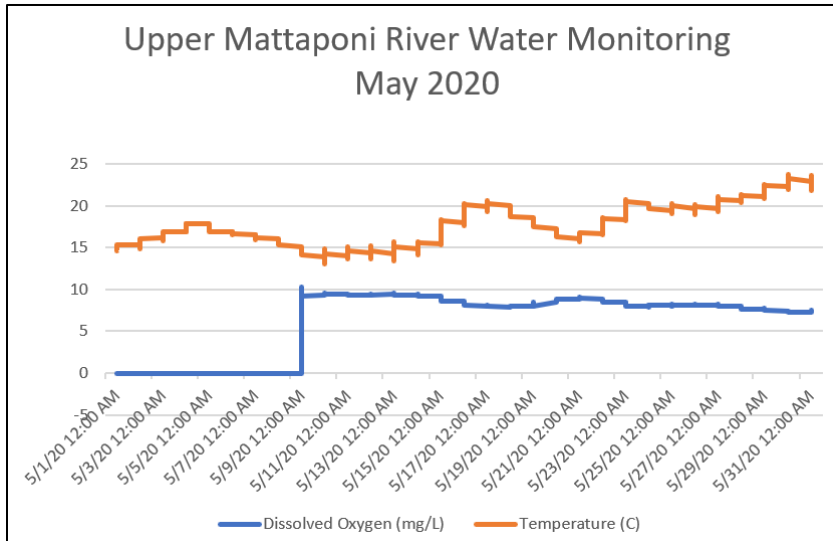
April 2020	Dissolved Oxygen	Temperature
Recorded Samples	360	360
Maximum	9.09 mg/L	18.52°C
Minimum	-0.02 mg/L	12.62°C
Average	1.85 mg/L	14.66°C



May 2020 monitoring data (*372 dissolved oxygen and 372 temperature readings) logged dissolved oxygen levels ranging from 10.3 mg/L to -0.02 mg/L with an average of 6.14 mg/L. Water temperature ranged from 23.78°C (74.80°F) to 13.02°C (55.44°F) with an average of 17.62°C (63.72°F).

May 2020	Dissolved Oxygen	Temperature
Recorded Samples	*372	372
Maximum	*10.3 mg/L	23.78 °C
Minimum	*-0.02 mg/L	13.02 °C
Average	*6.14 mg/L	17.62 °C

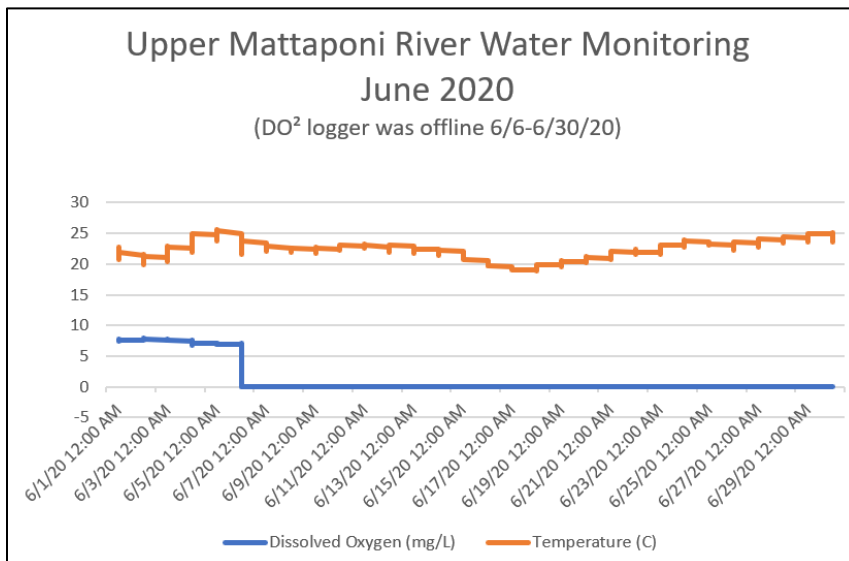
*Logger Malfunction: Dissolved oxygen measures were intermittent between 5/1/20-5/9/20.



June 2020 monitoring data (*360 dissolved oxygen and 360 temperature readings) logged dissolved oxygen levels ranging from 7.97 mg/L to -0.01 mg/L with an average of 1.32 mg/L. Water temperature ranged from 25.68°C (78.22°F) to 18.88°C (65.98°F) with an average of 22.19°C (71.94°F).

June 2020	Dissolved Oxygen	Temperature
Recorded Samples	*360	360
Maximum	*7.97 mg/L	25.68 °C
Minimum	*-0.01 mg/L	18.88 °C
Average	*1.32 mg/L	22.19 °C

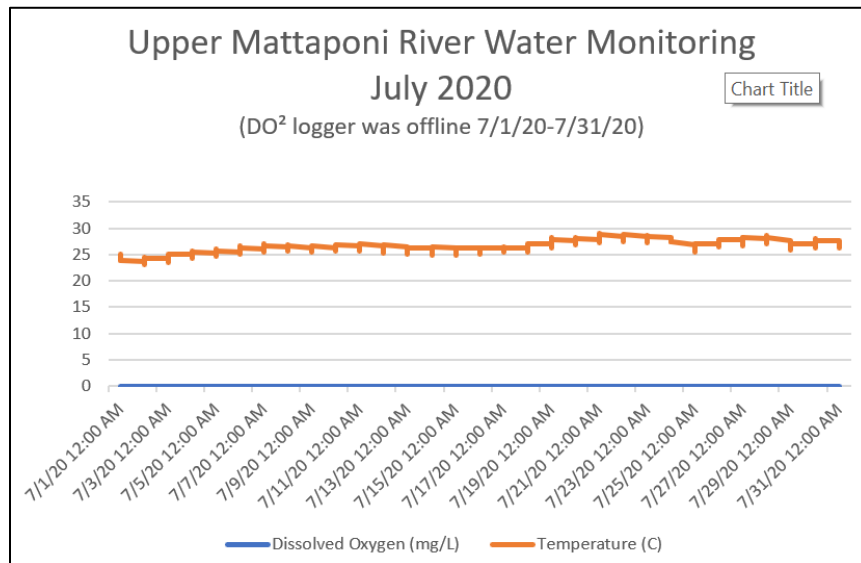
* Logger malfunction: Dissolved Oxygen was not measured 6/6/20 – 6/30/20.



July 2020 monitoring data (0 dissolved oxygen and 372 temperature readings) logged dissolved oxygen levels ranging from mg/L to mg/L with an average of mg/L. Water temperature ranged from 28.94°C (84.09°F) to 23.04°C (73.47°F) with an average of 26.35°C (79.43°F).

July 2020	Dissolved Oxygen	Temperature
Recorded Samples	*0	372
Maximum		28.94 °C
Minimum		23.04 °C
Average		26.35 °C

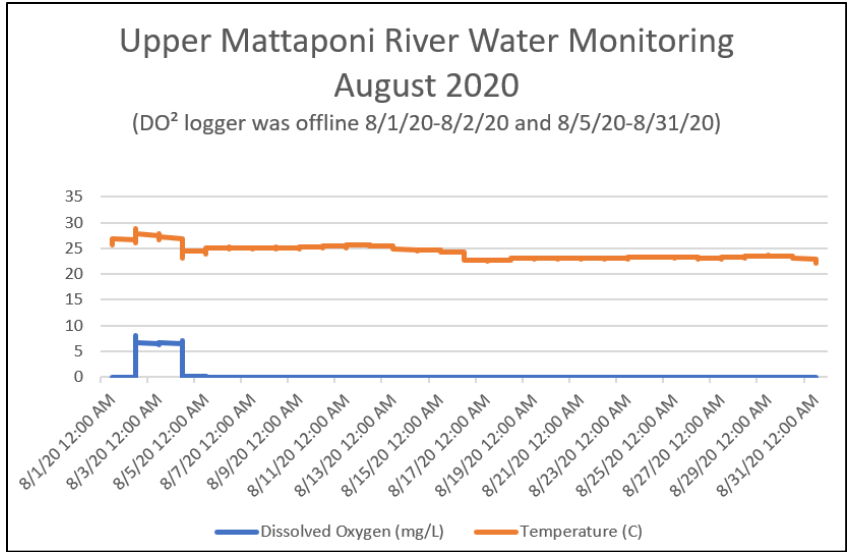
* Logger malfunction: Dissolved Oxygen was not measured 7/1/20 – 7/31/20.



August 2020 monitoring data (*372 dissolved oxygen and 372 temperature readings) logged dissolved oxygen levels ranging from mg/L to mg/L with an average of mg/L. Water temperature ranged from 28.76°C (83.77°F) to 22.06°C (71.71°F) with an average of 24.17°C (75.51°F).

August 2020	Dissolved Oxygen	Temperature
Recorded Samples	*372	372
Maximum	*8.03 mg/L	28.76 °C
Minimum	*0 mg/L	22.06 °C
Average	*0.42 mg/L	24.17 °C

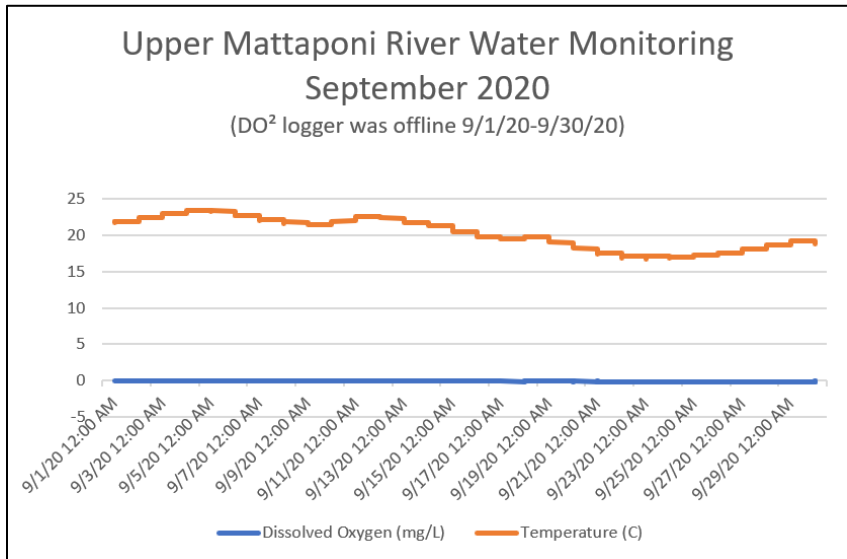
* Logger malfunction: Dissolved Oxygen was not measured 8/1/20-8/2/20 and 8/5–8/30/20.



September 2020 monitoring data (dissolved oxygen and temperature readings) logged dissolved oxygen levels ranging from mg/L to mg/L with an average of mg/L. Water temperature ranged from 23.46°C (74.23°F) to 16.68°C (62.02°F) with an average of 20.22°C (68.40°F).

September 2020	Dissolved Oxygen	Temperature
Recorded Samples	*0	360
Maximum		23.46 °C
Minimum		16.68 °C
Average		20.22 °C

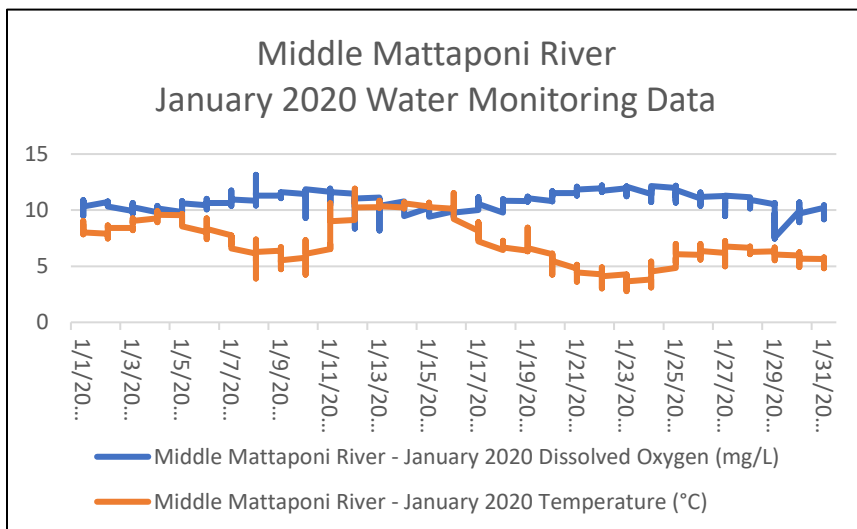
* Logger malfunction: Dissolved Oxygen was not measured 9/1/20-9/30/20.



Middle Mattaponi

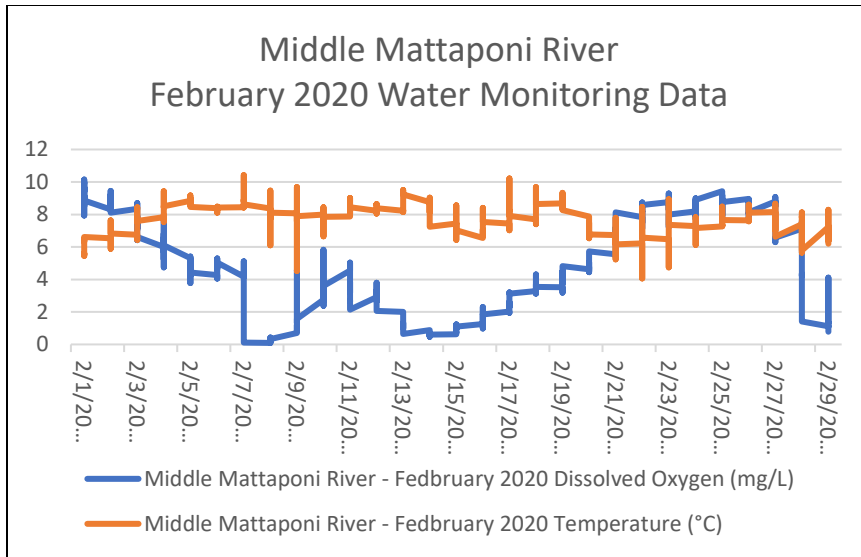
January 2020 monitoring data (372 dissolved oxygen and temperature readings) logged dissolved oxygen levels ranging from 7.46 mg/L to 13.15 mg/L with an average of 10.77 mg/L. Water temperature ranged from 2.78°C (37.0°F) to 11.92°C (53.46°F) with an average of 7.2°C (44.96°F).

January 2020	Dissolved Oxygen	Temperature
Recorded Samples	372	372
Maximum	13.15 mg/L	11.92 °C
Minimum	7.46 mg/L	2.78 °C
Average	10.77 mg/L	7.2 °C



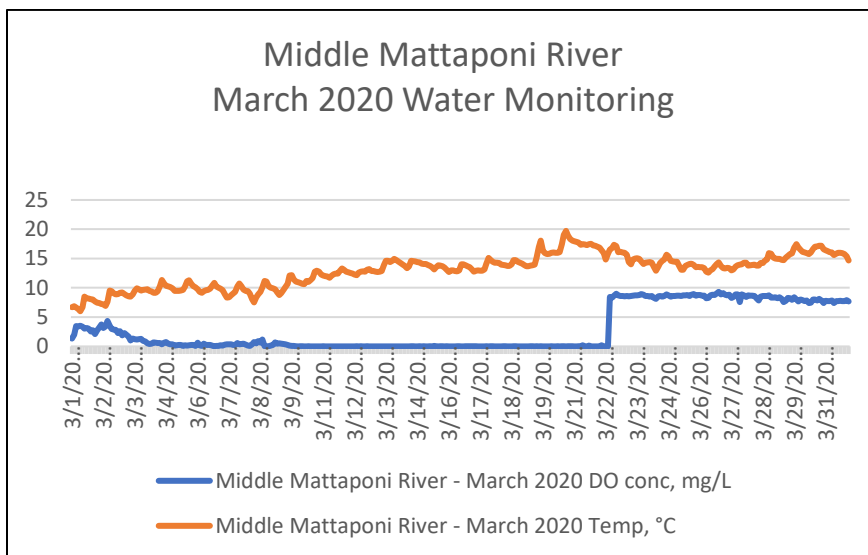
February 2020 monitoring data (348 dissolved oxygen and temperature readings) logged dissolved oxygen levels ranging from 0.09 mg/L to 10.15 mg/L with an average of 4.8 mg/L. Water temperature ranged from 4.06°C (39.31°F) to 10.42°C (50.76°F) with an average of 7.68°C (45.82°F).

February 2020	Dissolved Oxygen	Temperature
Recorded Samples	348	348
Maximum	10.15 mg/L	10.42 °C
Minimum	0.09 mg/L	4.06 °C
Average	4.8 mg/L	7.68 °C



March 2020 monitoring data (372 dissolved oxygen and temperature readings) logged dissolved oxygen levels ranging from 0.0 mg/L to 9.31 mg/L with an average of 2.9 mg/L. Water temperature ranged from 6°C (42.8°F) to 19.72°C (67.86°F) with an average of 12.97°C (55.35°F).

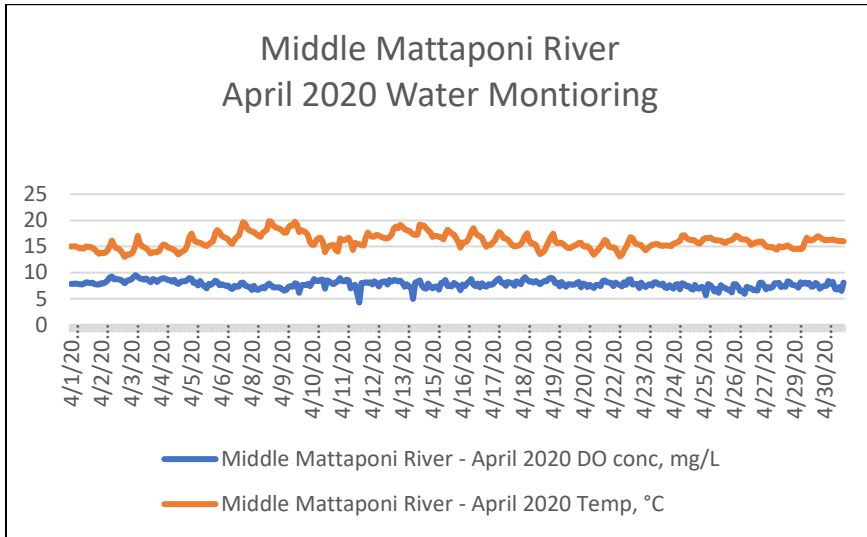
March 2020	Dissolved Oxygen	Temperature
Recorded Samples	372	372
Maximum	9.31 mg/L	19.72°C
Minimum	0 mg/L	6°C
Average	2.9 mg/L	12.97°C



April 2020 monitoring data (360 dissolved oxygen and temperature readings) logged dissolved oxygen levels ranging from 4.25 mg/L to 9.5 mg/L with an average of 7.75 mg/L. Water

temperature ranged from 13.0°C (55.40°F) to 19.84°C (67.71°F) with an average of 15.98°C (60.76°F).

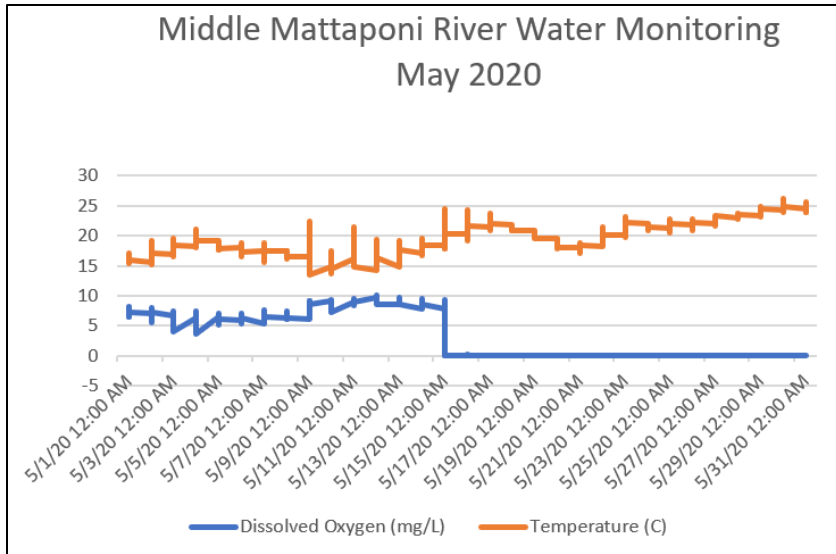
April 2020	Dissolved Oxygen	Temperature
Recorded Samples	360	360
Maximum	9.5 mg/L	19.84°C
Minimum	4.25 mg/L	13°C
Average	7.75 mg/L	15.98°C



May 2020 monitoring data (*372 dissolved oxygen and 372 temperature readings) logged dissolved oxygen levels ranging from mg/L to mg/L with an average of mg/L. Water temperature ranged from 26.26°C (79.27°F) to 13.58°C (56.44°F) with an average of 19.46°C (67.03°F).

May 2020	Dissolved Oxygen	Temperature
Recorded Samples	*372	372
Maximum	*9.99 mg/L	26.26 °C
Minimum	*-0.01 mg/L	13.58 °C
Average	*3.54 mg/L	19.46 °C

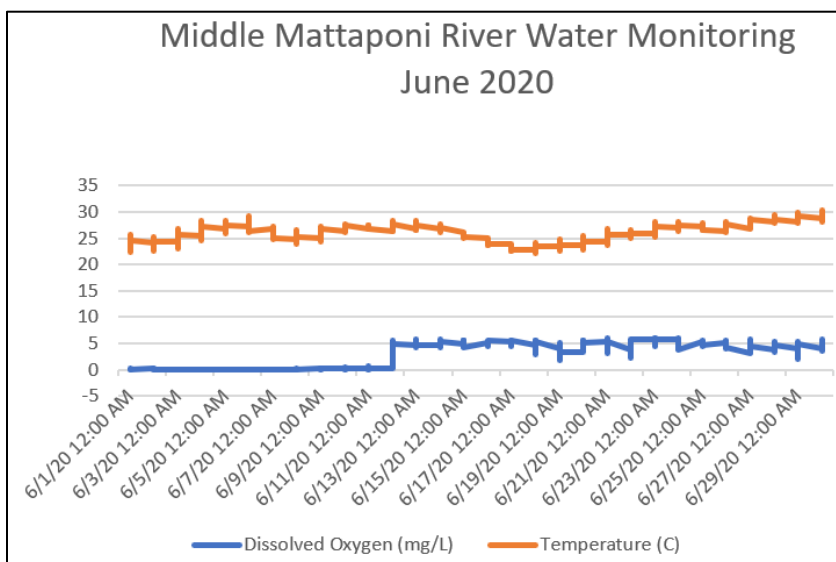
*Logger Malfunction: Dissolved oxygen was not measured 5/15/20 – 5/31/20.



June 2020 monitoring data (*360 dissolved oxygen and 360 temperature readings) logged dissolved oxygen levels ranging from mg/L to mg/L with an average of mg/L. Water temperature ranged from 30.32°C (86.58°F) to 22.06°C (71.71°F) with an average of 26.07°C (78.93°F).

June 2020	Dissolved Oxygen	Temperature
Recorded Samples	*360	360
Maximum	*6.04 mg/L	30.32 °C
Minimum	*-0.01 mg/L	22.06 °C
Average	*3.54 mg/L	26.07 °C

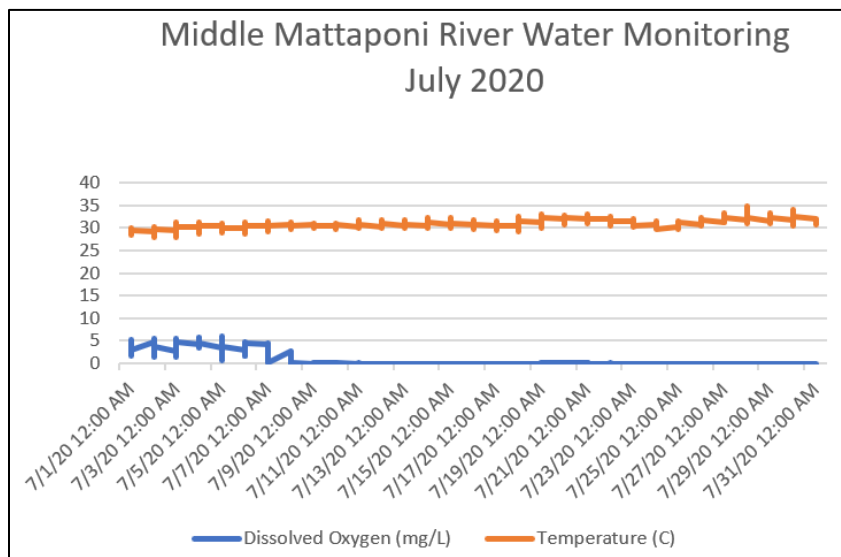
*Logger Malfunction: Intermittent dissolved oxygen measures 6/1/20-6/9/20.



July 2020 monitoring data (*372 dissolved oxygen and 372 temperature readings) logged dissolved oxygen levels ranging from mg/L to mg/L with an average of mg/L. Water temperature ranged from 34.9°C (94.82°F) to 27.86°C (82.15°F) with an average of 30.92°C (87.66°F).

July 2020	Dissolved Oxygen	Temperature
Recorded Samples	*372	372
Maximum	*5.9 mg/L	34.9 °C
Minimum	*0 mg/L	27.86 °C
Average	*0.82 mg/L	30.92 °C

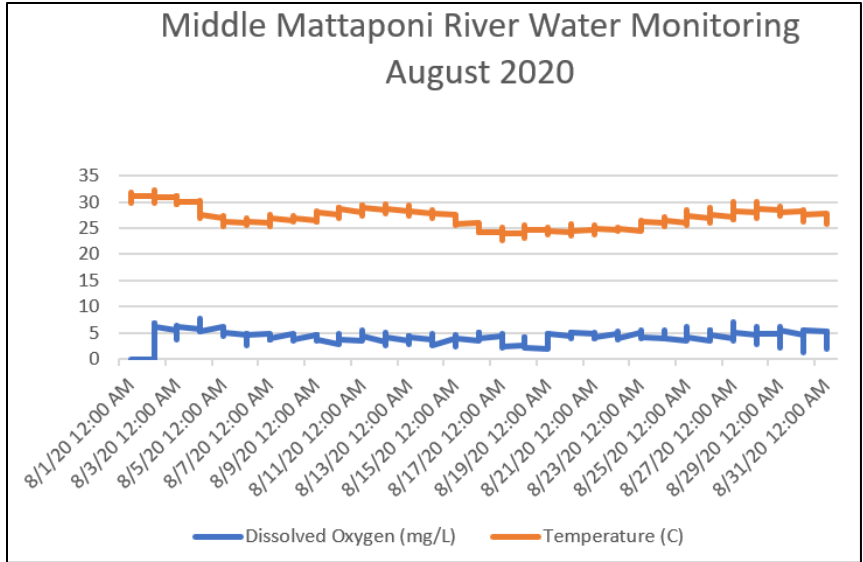
* Logger Malfunction: Intermittent dissolved oxygen measures 7/9/20-7/31/20.



August 2020 monitoring data (*372 dissolved oxygen and 372 temperature readings) logged dissolved oxygen levels ranging from 7.76mg/L to 0 mg/L with an average of 4.24 mg/L. Water temperature ranged from 32.18°C (89.92°F) to 22.7°C (72.86°F) with an average of 26.93°C (80.47°F).

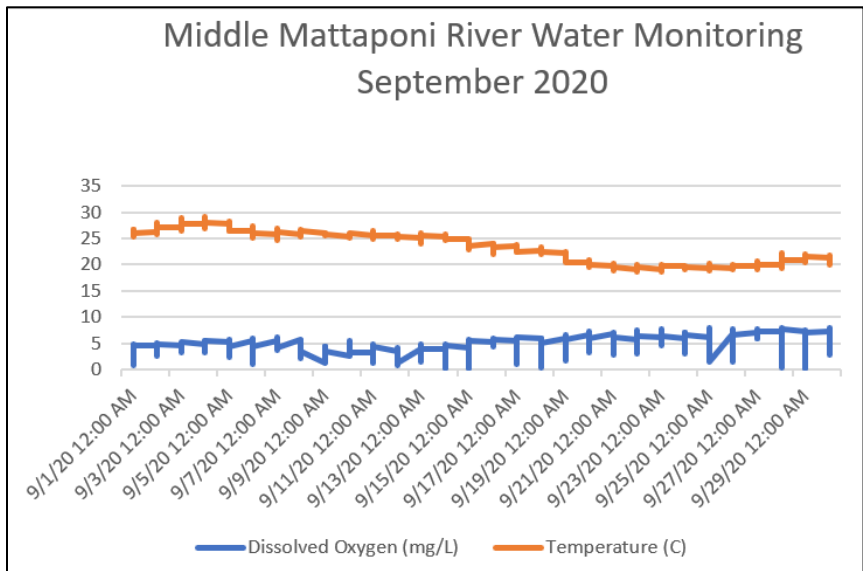
August 2020	Dissolved Oxygen	Temperature
Recorded Samples	*372	372
Maximum	*7.76 mg/L	32.18 °C
Minimum	*0 mg/L	22.7 °C
Average	*4.24 mg/L	26.93 °C

* Logger Malfunction: Intermittent dissolved oxygen measures 8/1/20-8/2/20.



September 2020 monitoring data (360 dissolved oxygen and temperature readings) logged dissolved oxygen levels ranging from 8.03 mg/L to 0.07 mg/L with an average of 4.97 mg/L. Water temperature ranged from 29.22°C (84.6°F) to 18.54°C (65.37°F) with an average of 23.34°C (74.01°F).

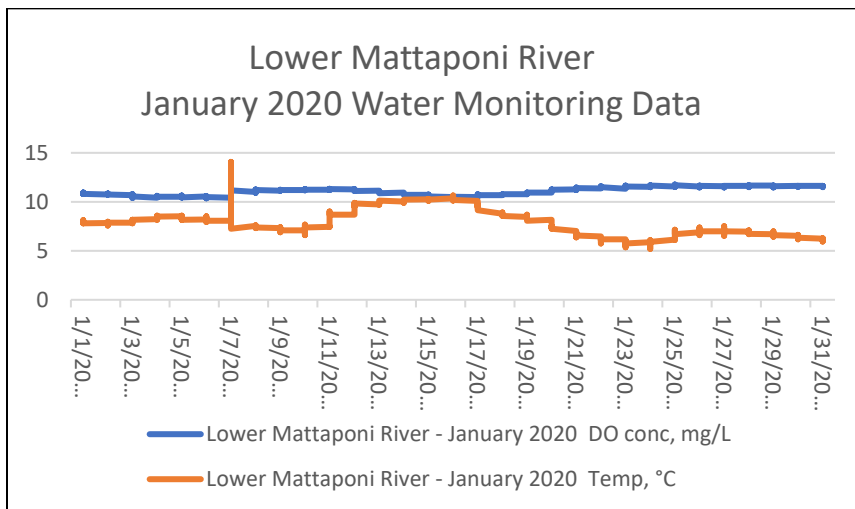
September 2020	Dissolved Oxygen	Temperature
Recorded Samples	360	360
Maximum	8.03 mg/L	29.22°C
Minimum	0.07 mg/L	18.54 °C
Average	4.97 mg/L	23.34 °C



Lower Mattaponi

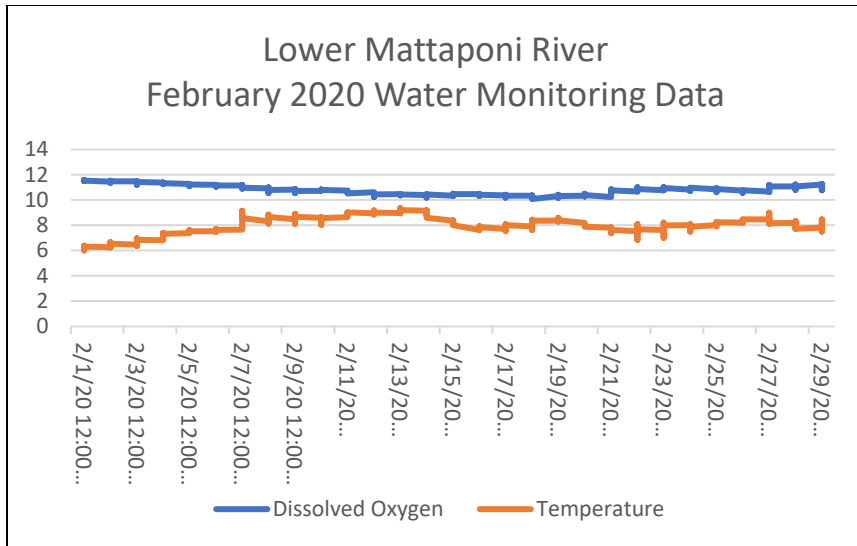
January 2020 monitoring data (372 dissolved oxygen and temperature readings) logged dissolved oxygen levels ranging from 10.3 mg/L to 11.77 mg/L with an average of 11.10 mg/L. Water temperature ranged from 5.20°C (41.36°F) to 14.08°C (57.34°F) with an average of 7.81°C (46.06°F).

January 2020	Dissolved Oxygen	Temperature
Recorded Samples	372	372
Maximum	11.77 mg/L	14.08 °C
Minimum	10.30 mg/L	5.20 °C
Average	11.10 mg/L	7.81 °C



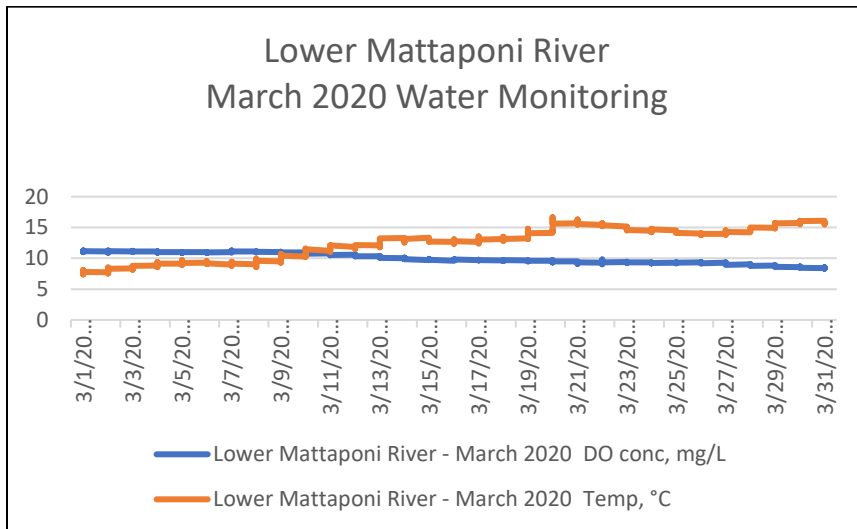
February 2020 monitoring data (348 dissolved oxygen and temperature readings) logged dissolved oxygen levels ranging from 10.01 mg/L to 11.60 mg/L with an average of 10.81 mg/L. Water temperature ranged from 5.98°C (42.76°F) to 9.36°C (48.85°F) with an average of 7.96°C (46.33°F).

February 2020	Dissolved Oxygen	Temperature
Recorded Samples	348	348
Maximum	11.60	9.36
Minimum	10.01	5.98
Average	10.81	7.96



March 2020 monitoring data (372 dissolved oxygen and temperature readings) logged dissolved oxygen levels ranging from 8.31mg/L to 11.28 mg/L with an average of 9.99 mg/L. Water temperature ranged from 7.38°C (45.28°F) to 16.66°C (61.99°F) with an average of 12.39°C (54.30°F).

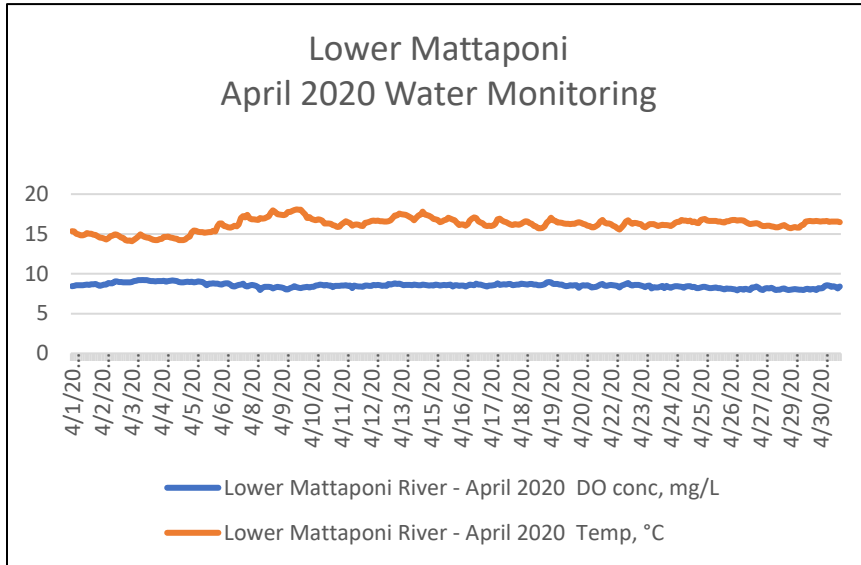
March 2020	Dissolved Oxygen	Temperature
Recorded Samples	372	372
Maximum	11.28 mg/L	16.66°C
Minimum	8.31 mg/L	7.38°C
Average	9.99 mg/L	12.39°C



April 2020 monitoring data (360 dissolved oxygen and temperature readings) logged dissolved oxygen levels ranging from 7.91 mg/L to 9.21 mg/L with an average of 8.51 mg/L. Water

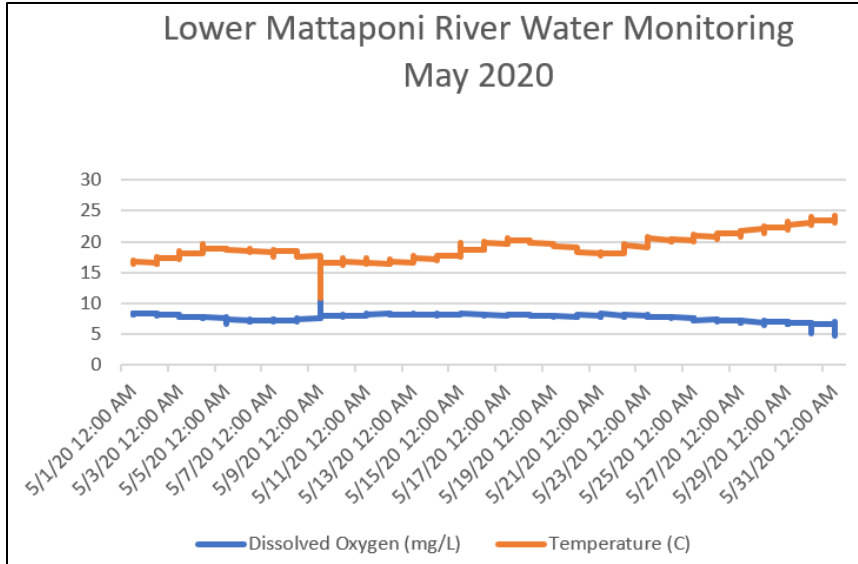
temperature ranged from 14.08°C (57.34°F) to 18.08°C (64.54°F) with an average of 16.18°C (61.12°F).

April 2020	Dissolved Oxygen	Temperature
Recorded Samples	360	360
Maximum	9.21 mg/L	18.08°C
Minimum	7.91 mg/L	14.08°C
Average	8.51 mg/L	16.18°C



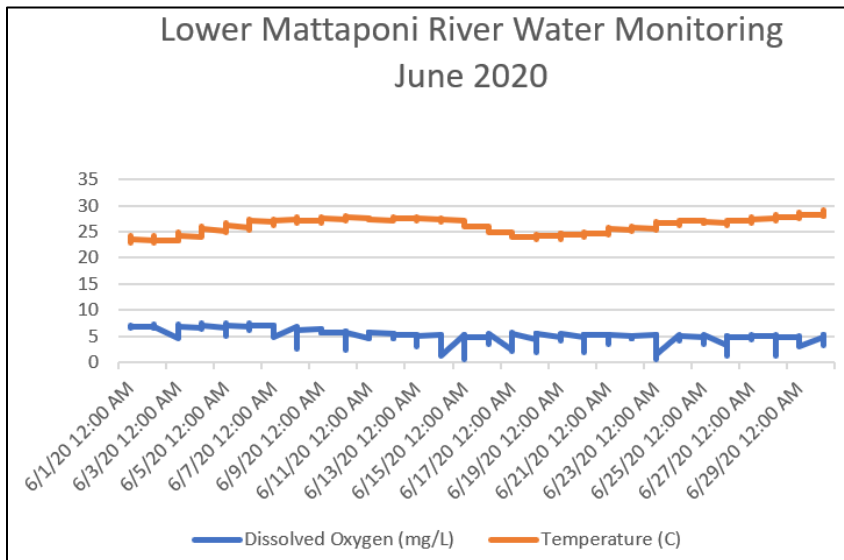
May 2020 monitoring data (372 dissolved oxygen and temperature readings) logged dissolved oxygen levels ranging from 11.12 mg/L to 4.73 mg/L with an average of 7.65 mg/L. Water temperature ranged from 24.14°C (75.45°F) to 10.9°C (51.62°F) with an average of 19.03°C (66.25°F).

May 2020	Dissolved Oxygen	Temperature
Recorded Samples	372	372
Maximum	11.12 mg/L	24.14
Minimum	4.73 mg/L	10.9 °C
Average	7.65 mg/L	19.03 °C



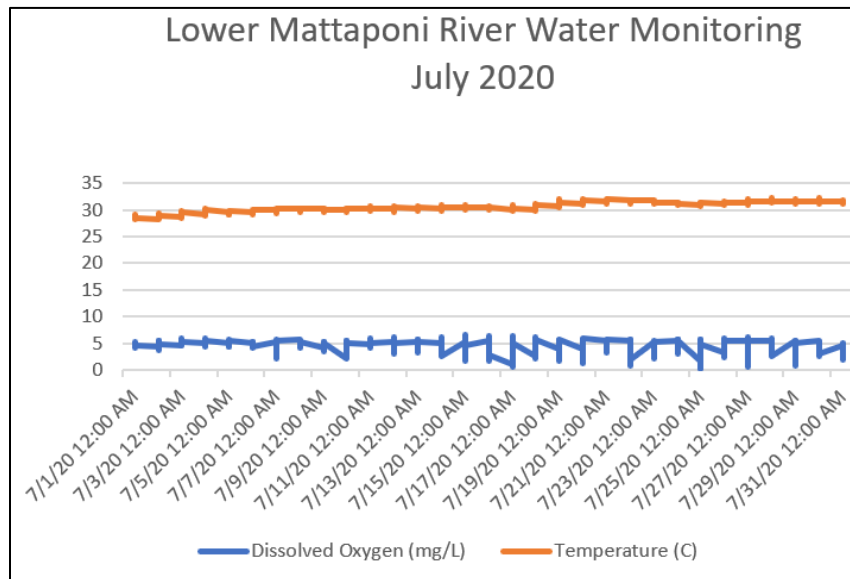
June 2020 monitoring data (360 dissolved oxygen and temperature readings) logged dissolved oxygen levels ranging from 7.52 mg/L to 0.45 mg/L with an average of 5.26 mg/L. Water temperature ranged from 29.2°C (84.56°F) to 22.94°C (73.29°F) with an average of 26.09°C (78.96°F).

June 2020	Dissolved Oxygen	Temperature
Recorded Samples	360	360
Maximum	7.52 mg/L	29.2 °C
Minimum	0.45 mg/L	22.94 °C
Average	5.26 mg/L	26.09 °C



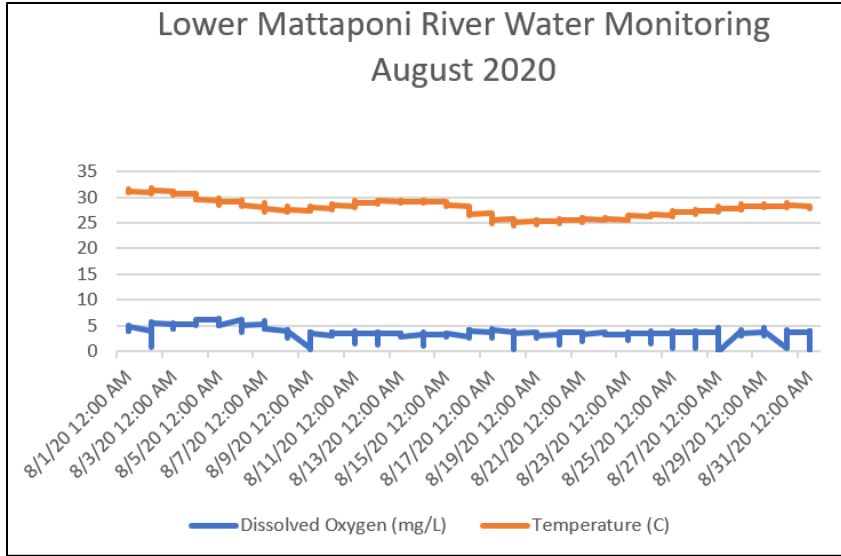
July 2020 monitoring data (372 dissolved oxygen and temperature readings) logged dissolved oxygen levels ranging from 6.57 mg/L to 0.13 mg/L with an average of 4.66 mg/L. Water temperature ranged from 32.36°C (90.25°F) to 28.2°C (82.76°F) with an average of 30.49°C (86.88°F).

July 2020	Dissolved Oxygen	Temperature
Recorded Samples	372	372
Maximum	6.57 mg/L	32.36 °C
Minimum	0.13 mg/L	28.2 °C
Average	4.66 mg/L	30.49 °C



August 2020 monitoring data (372 dissolved oxygen and temperature readings) logged dissolved oxygen levels ranging from 6.38 mg/L to 0 mg/L with an average of 3.74 mg/L. Water temperature ranged from 31.76°C (89.17°F) to 24.46°C (76.03°F) with an average of 27.88°C (82.18°F).

August 2020	Dissolved Oxygen	Temperature
Recorded Samples	372	372
Maximum	6.38 mg/L	31.76 °C
Minimum	0 mg/L	24.46 °C
Average	3.74 mg/L	27.88 °C



September 2020 monitoring data (360 dissolved oxygen and temperature readings) logged dissolved oxygen levels ranging from 6.54 mg/L to 0 mg/L with an average of 3.89 mg/L. Water temperature ranged from 29.4°C (84.92°F) to 19.96°C (67.93°F) with an average of 24.45°C (76.01°F).

September 2020	Dissolved Oxygen	Temperature
Recorded Samples	360	360
Maximum	6.54 mg/L	29.4 °C
Minimum	0 mg/L	19.96 °C
Average	3.89 mg/L	24.45 °C

